



Ultra compact design × High cost performance

Multichannel Optical Power Monitor

Up to 80-channel monitoring in 1U x 19-inch size

Demo Units Available



RECOMMENDED FOR

- ✓ Maintaining the competitive price of optical power monitors.
- ✓ Achieving a highly reliable optical interface.
- ✓ Saving space in the current rack space.
- ✓ Installing optical power meters for large channels.

6 reasons why the MPA-100 is chosen

Capable to monitor ¹
up to **80** channels

Stacked to build systems ²
up to **800** channels

Wavelength range ³
840-860, 1260-1610 nm

1/10 ⁴
Per-channel cost

1/10 ⁵
Smaller footprint

Low loss high sensitivity ⁶
Tap PD model available

Demo units are available. Please feel free to contact us.



MONITOR TYPE

Choose from two variations: a model with built-in PD and a model with built-in tap PD (both developed in-house).

Built-in Private Brand PD



Standard model

A photodiode with pigtail fiber is integrated.

Built-in Private Brand Tap PD

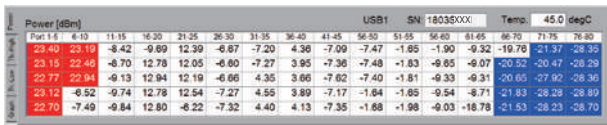


Custom model

The built-in optical power monitor with a tap function eliminates the need for a blank coupler. It has excellent characteristics of low loss and high sensitivity.

Control Software

Data sampling is performed every second to monitor the input light intensity. When the input light intensity exceeds the upper threshold, it is displayed in red. While it falls below the lower threshold, it is displayed in blue.

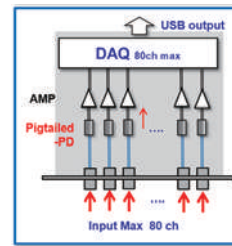


* Subject to change without notice for improvement.

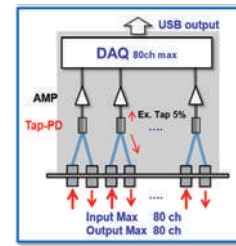


What is the tap function?

Light input to the fiber is split and extracted. The light is divided into two parts: one is returned to the fiber, and the other is detected by the PD at a very small light intensity. This function is used to monitor light intensity.



Standard model
(Built-in in-house PD)



Custom Model
(Built-in in-house tap PD)

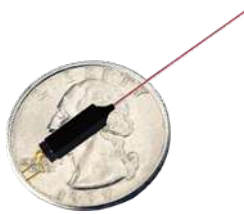
ABOUT US

santec's corporate guiding principle is to deliver new value to the world through innovation in optical technology.


Since 1984, when we developed the world's first "Fully Automatic Fiber Optic Inspection System," we have continued to support the development of optical communications from the field of optical inspection equipment.



Optical Power Monitor



Variable Attenuator



Optical Filter



Spatial Light Modulator
(LCOS-SLM)

www.santec.com/en/

2023© Santec AOC corporation santec reserves the right to make changes in equipment design, components or specifications without notice.



Santec Japan Corporation

5823 Ohkusa-Nenjozaka, Komaki, Aichi 485-0802, Japan Tel. +81-568-79-3536 Fax +81-568-79-1718

Santec USA Corporation

400 Kelby Street Suite 1501, Fort Lee, NJ 07024, USA Toll Free +1-800-726-8321(santec-1) Tel. +1-201-488-5505 Fax +1-201-488-7702

Santec Europe Ltd.

99 Park Drive Milton Park, Abingdon Oxfordshire, OX14 4RY, U.K. Tel. +44-20-3176-1550

Santec (Shanghai) Co., Ltd.

21F Room H, Hua Du Bldg., No.838 Zhangyang Road, Pudong District, Shanghai 200122 China Tel: +86-21-58361261, Fax: +86-21-58361263

MPA-100-APP-C-E / Ver.1.3CODE-202309-HN-HN-CPY